
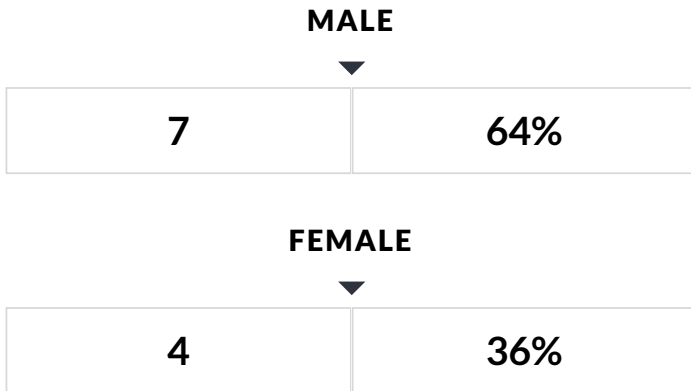


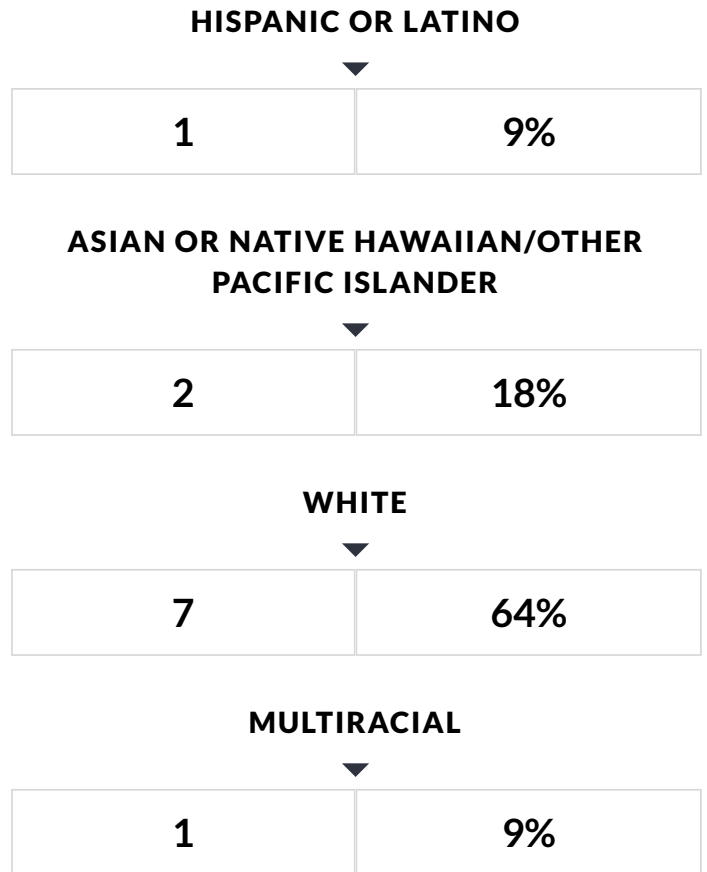
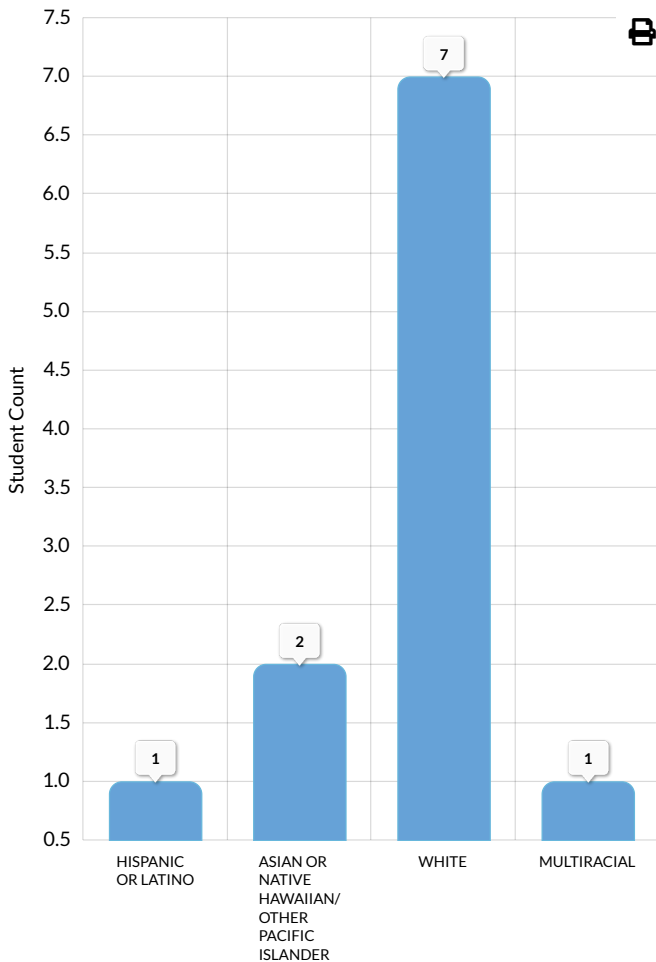
CORTLAND CITY SCHOOL DISTRICT ENGLISH LANGUAGE LEARNERS ENROLLMENT (2022 - 23)

K-12 ELL Enrollment: 11
K-12 Former ELL Enrollment: 6
6

ELL ENROLLMENT



ELL ENROLLMENT BY ETHNICITY



OTHER GROUPS

STUDENTS WITH DISABILITIES

| | | |
|---|---|---|
| ▼ | — | — |
|---|---|---|

ECONOMICALLY DISADVANTAGED

| | | |
|---|---|---|
| ▼ | — | — |
|---|---|---|

ELL ENROLLMENT BY GRADE



K (FULL DAY)

| | | |
|---|---|----|
| ▼ | 1 | 9% |
|---|---|----|

1ST GRADE

| | | |
|---|---|-----|
| ▼ | 4 | 36% |
|---|---|-----|

2ND GRADE

| | | |
|---|---|-----|
| ▼ | 3 | 27% |
|---|---|-----|

5TH GRADE

| | | |
|---|---|----|
| ▼ | 1 | 9% |
|---|---|----|

9TH GRADE

| | | |
|---|---|----|
| ▼ | 1 | 9% |
|---|---|----|

11TH GRADE

| | | |
|---|---|----|
| ▼ | 1 | 9% |
|---|---|----|

Data used to generate the Home Languages, English Language Learners Breakdown, and the English Language Learners Programs tables differs from the rest of the report. Students included in the Home Languages, English Language Learners Breakdown, and the English Language Learners Programs were those students who were identified as ELL during the school year. The rest of the report includes students who were ELL as of BEDS day.

HOME LANGUAGES

- 1 **Ukrainian**
- 2 **Tagalog**
- 3 **Spanish**
- 4 **Arabic**
- 5 **Russian**

ENGLISH LANGUAGE LEARNERS BREAKDOWN

| NEWCOMERS ▼ | DEVELOPING ▼ | LONG TERM ▼ | SIFE ▼ |
|-----------------------|------------------------|-----------------------|------------------|
| 14 | 2 | 0 | 0 |

ENGLISH LANGUAGE LEARNERS PROGRAMS

| ENGLISH AS A NEW LANGUAGE ▼ | ONE WAY/ TWO WAY DUAL LANGUAGE PROGRAM ▼ | TRANSITIONAL BILINGUAL EDUCATION PROGRAM ▼ |
|---------------------------------------|--|--|
| 16 | 0 | 0 |

© COPYRIGHT NEW YORK STATE EDUCATION DEPARTMENT, ALL RIGHTS RESERVED.

THIS DOCUMENT WAS CREATED ON: APRIL 18, 2024, 12:11 PM EST